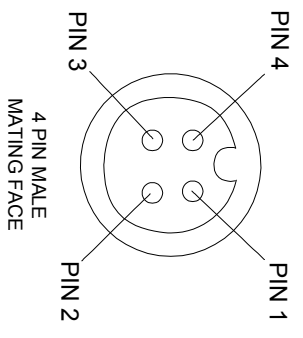
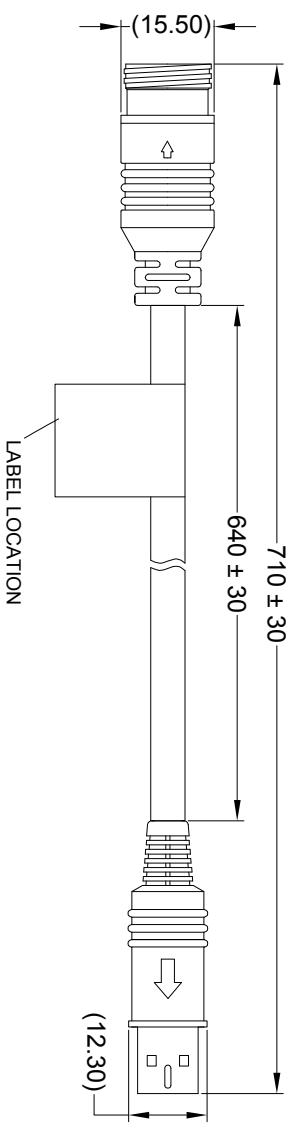
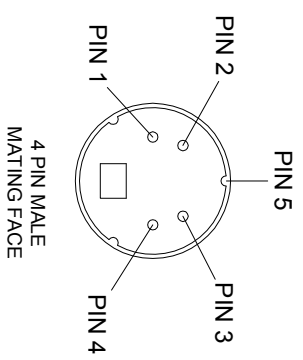


Revision Notes			
R1 - CABLE DIMENSIONS ADDED AND DRAWING REVISED.			
APA: -	Drawn: M BUTLER	Approved: D KERAI	Date: 19/11/10
R2 - CABLE DIMENSIONS REVISED.			
APA: -	Drawn: M BUTLER	Approved: D KERAI	Date: 23/11/10
R3 - NOTES UPDATED.			
APA: -	Drawn: J NEWMAN	Approved: D KERAI	Date: 03/11/11
R4 - PART NUMBER CORRECTED, FRAME UPDATED.			
APA: -	Drawn: R BATES	Checked: G PLUTH	Approved: S M
			Date: 28/03/13



PIN#	DESCRIPTION
1	+12V
2	GND
3	AUDIO
4	VIDEO



PIN#	DESCRIPTION
1	VIDEO
2	N/A
3	AUDIO
4	+12V
5	GND

- NOTES:
1. ENSURE ARROWS LINE UP WITH LOCATING LUG ON CONNECTOR.
 2. INTERNAL CABLES SHOULD BE ONE CONTINUOUS LENGTH.
 3. CABLE COLOURS ARE SUBJECT TO CHANGE.
 4. COLOUR OF CONNECTORS: BLACK
 5. FOR CABLE LABEL PLEASE REFER TO THE LATEST REVISION OF DRAWING: BE-001500-XX-11.
 6. FOR MANUFACTURING CONTROLS PLEASE REFER TO ASSEMBLY PLANT DRAWING #SV138 REVISION 1.3.

PROPRIETARY NOTICE
 THIS DESIGN AND TECHNICAL INFORMATION APPEARING ON THIS DRAWING IS THE PROPERTY OF BRIGADE ELECTRONICS, AND IS DISCLOSED IN CONFIDENCE. IT IS NOT TO BE COPIED, REPRODUCED, REVEALED TO OR EXPLOITED BY OTHERS, EITHER IN WHOLE OR IN PART WITHOUT THE EXPRESS WRITTEN CONSENT OF BRIGADE ELECTRONICS.

BRIGADE
 www.brigade-electronics.com

Assembly PI Approval X.HUANG - 22/03/13		Approved by SMA TTHERNS		Checked by DKERAI		Drawn by MBUTLER	
Angle of Projection 		Units mm		Scale N/A		Released 25/04/08	
Status RELEASED		AC-020		Assembly Ref SV138		Part No 2590A	
Third Angle		BE-000545-04-08		Frame V2			